

CIRCULAR VIBRATING SIEVE MOD. MR – TECHNICAL BROCHURE

TECHNICAL DESCRIPTION

The vibration is develop in both the horizontal and in the vertical plane and can be adjusted in both directions

Vibration is accomplished by eccentric weights positioned on fly wheels on the upper and lower ends of the motion generator shaft.

The upper fly wheel creates vibration in the horizontal plane, which moves the material from the center to the outer perimeter of the screen. The lower fly wheel creates vibration in the vertical as well as tangential plane producing a highly efficient sieving action.

Adjusting the counterweights on the fly wheel is rapid and tool free. This adjustment allows modifying the vibration pattern to find the best sieving action for a particular product.

The ability to adjust the vibration pattern results in the high screening efficiency both with liquid and solid products.

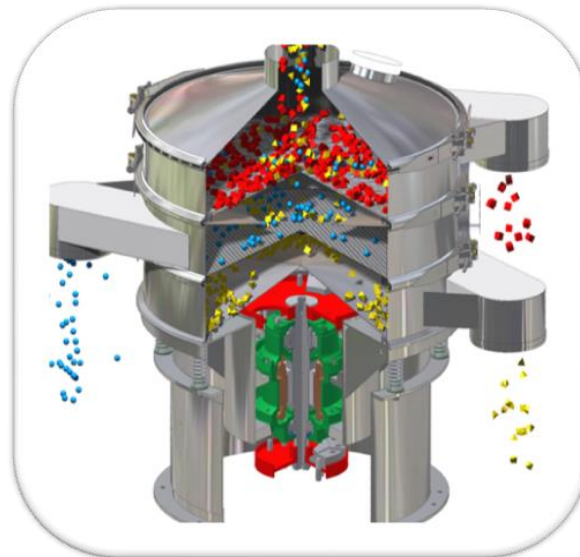
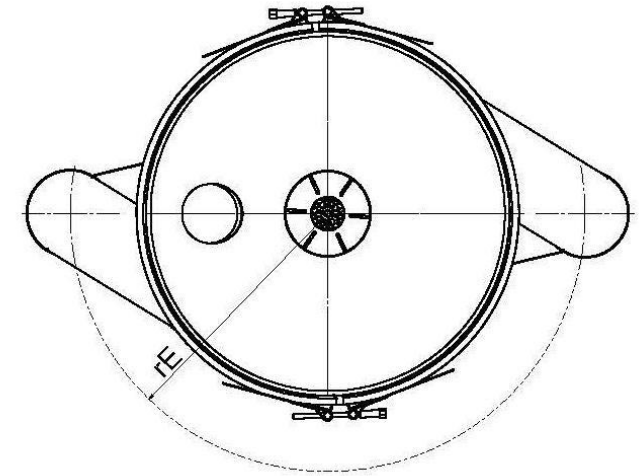
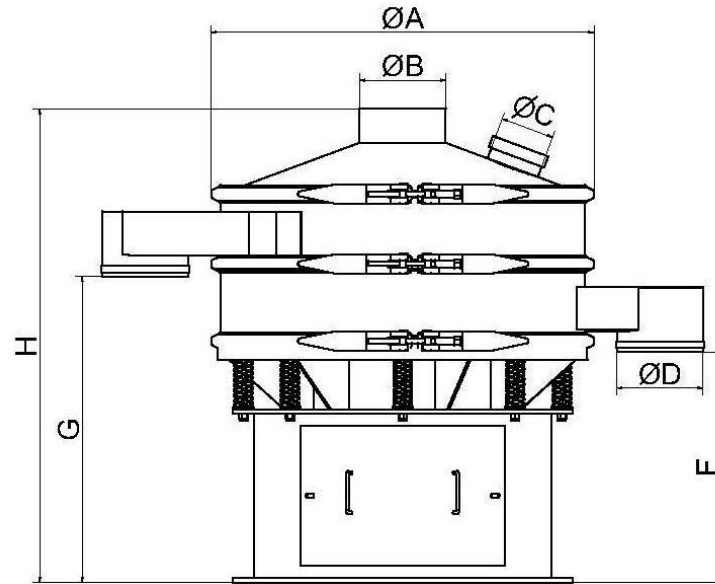
The MR sieves can be modified and adapted to suit a wide variety of customer requirements.

Easy to install, can be equipped to separate up to 5 sizes with up to 4 screen decks incorporated.

Screens are easy and fast to change and can be equipped with various cleaning system as balls, kleeners, starbrush, CIP and ultrasonic system.

The separator is available constructed of carbon steel, stainless steel **AISI 304** or stainless steel **AISI 316**.

On request: **ATEX** certification, **FDA** **IQ-OQ procedure**, **GMP** available.



MR	ØA	ØB	ØC	ØD	r E	F	G	H
16	450	100	90	80	310	385	520	745
24	650	127	90	127	420	385	540	878
36	900	204	127	204	610	545	725	1140
48	1200	204	127	204	790	545	725	1140
60	1500	250	127	250	950	555	785	1240
72	1790	300	127	250	1100	590	832	1385
90	2250	300	127	250	1420	795	1000	1550